

Stark County's Influenza Weekly Report

Week 11 (03/11/2018 – 03/17/2018)

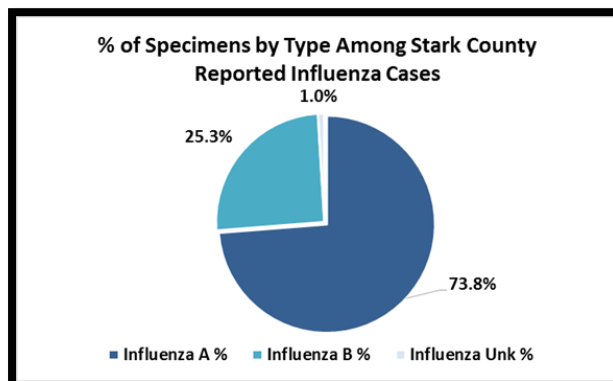


During Week 11:

- Stark County had 13 additional influenza-associated hospitalizations.
- Nationally, five influenza-associated pediatric deaths reported, zero were from Stark County.
- During week 11, 184 influenza A specimens were collected nationally from public health laboratories, which made up 42.5% of all positive specimens; 54.2% subtyped as H3N2, 36.4% as H1N1, and the remainder were not subtyped.

So Far this Year:

- There have been 605 influenza-associated hospitalizations in Stark County.
 - Those hospitalized for influenza have ranged from 3 weeks old to 100 years of age, with the median being 71 years.
- A cumulative rate of 93.5 laboratory-confirmed influenza-associated hospitalizations per 100,000 population was reported.
- Up to week 11, 34,566 collected nationally from public health laboratories were typed influenza A. This was 75.6% of all specimens collected. Of these, 13.3% subtyped as the 2009 H1N1 virus, 85.4% subtyped as the H3 virus, and subtyping was not performed on the rest of them.
- Nationally, 133 influenza-associated pediatric deaths were reported so far this year. Last year, at the same time, there were 55 deaths reported for the season.
- One human infection with a novel influenza A virus (H1N1v) was reported from Iowa during week 46.

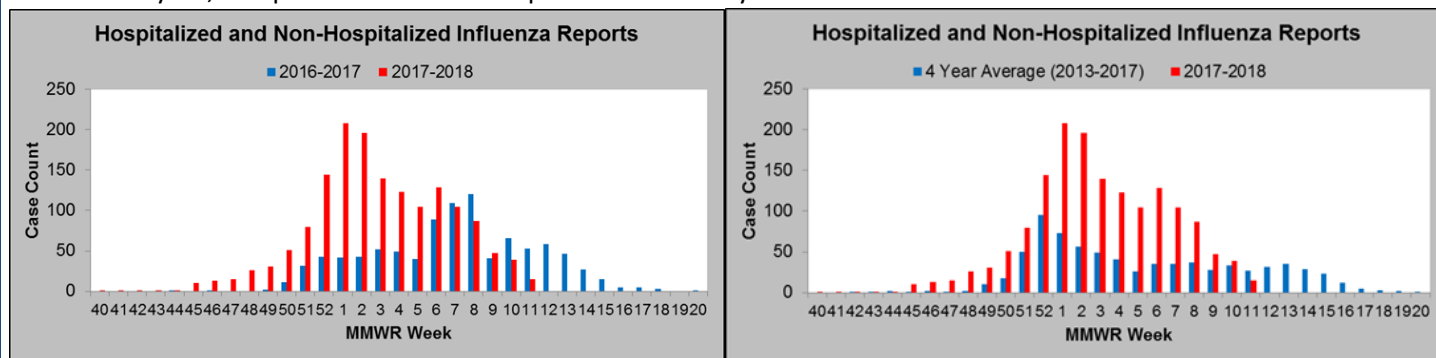


Viruses Circulating vs. Viruses in this Year's Vaccine:

- Nationally since October 1, 2017, 1524 influenza viruses were characterized as Influenza A.
 - There were 989 influenza A(H3N2) viruses collected. 97.4% of those antigenically characterized matched the influenza A (H3N2) component in this year's vaccine. There were 535 influenza A (H1N1) viruses collected; all of those characterized matched the influenza A (H1N1) component in this year's vaccine.
- Nationally since October 1, 2017, 690 influenza viruses were characterized as Influenza B.
 - Of these, 557 subtyped from the Yamagata Lineage and 133 subtyped from the Victorian Lineage. Of these specimens, 100% of the Yamagata Lineage matched the Influenza B component of the 2017-2018 vaccine and 43.8% of the Victorian Lineage matched.

Graph 1: Hospitalized and Non-Hospitalized Influenza Cases Reported to the Local Health Department.

- ◆ There were a total of 15 cases of hospitalized and non-hospitalized influenza reported for Week 11 in Stark County. Last year there were 53 cases reported this week. Stark County increased to 1569 cases reported so far this year, compared to 794 cases reported so far last year.



* All data presented in this weekly report are preliminary and may change as additional information is received.

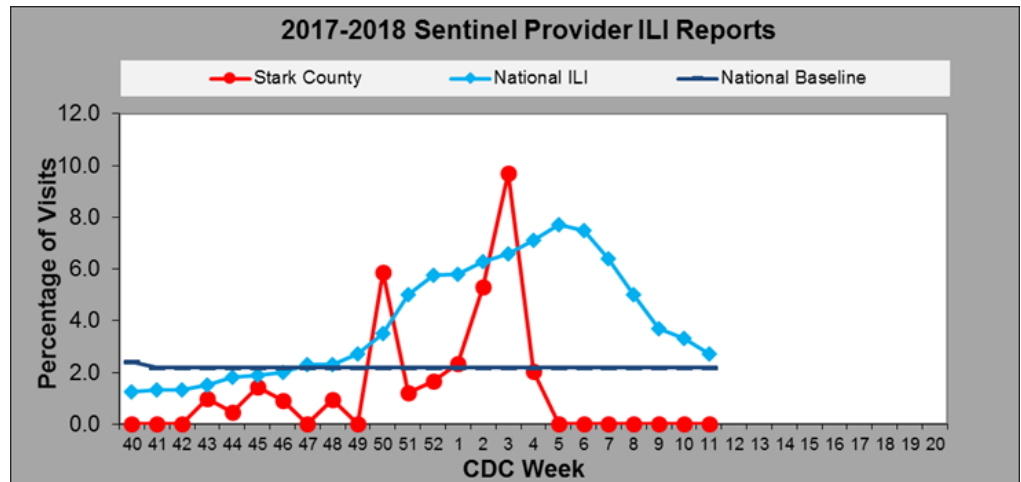
* Multiyear averages included in this weekly report do not include the 2009/2010 H1N1 season.

➢ If you have any questions please contact Avi Joseph at 330.493.9914 or josepha@starkhealth.org or Amanda Archer at 330.489.3327 or aarcher@cantonhealth.org

Graph 2: Sentinel Provider Reported Influenza Like Illness (ILI) in Stark County.

- During week 11, Stark County Sentinel Providers did not report. Nationally, it was reported that 2.7% of visits were for ILI, which continues to be above the national baseline of 2.2% of visits, but show a 5 point decrease from the previous week.

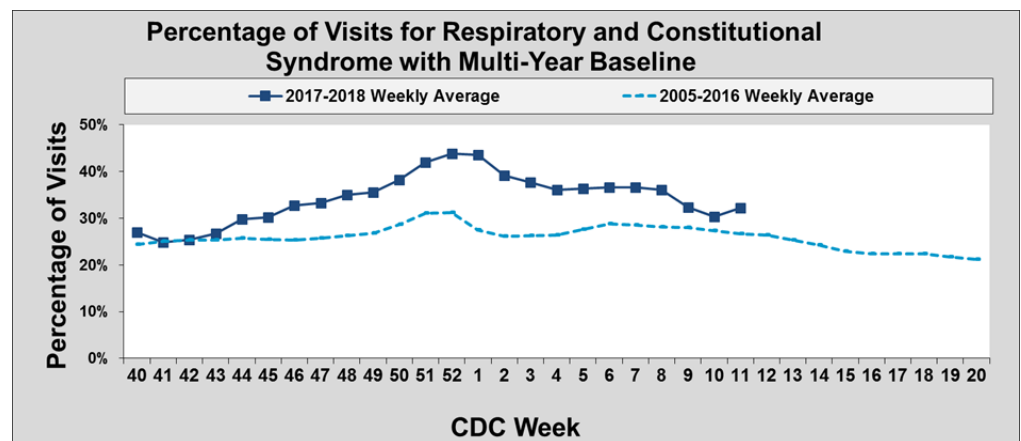
Chart is updated to reflect data received from Sentinel Providers from previous weeks.



Graph 3: Emergency Department Visits for Respiratory and Constitutional Syndromes.

(Source: Health Monitoring Systems, EpiCenter, Hospital and Stat Care Patient Registration Surveillance System)

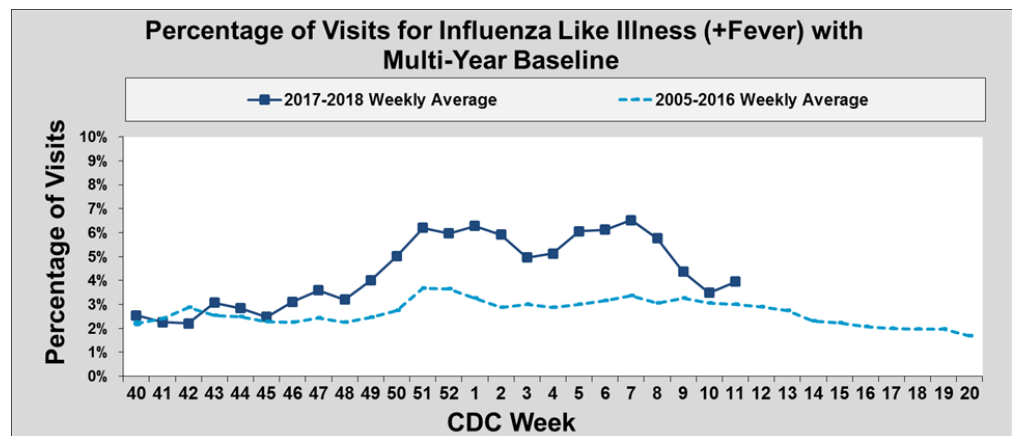
- ED and Stat Care visits for respiratory and constitutional syndrome show a slight uptick from the previous down trend and is still above the multi-year baseline average during week 11.



Graph 4: Emergency Department (ED) Visits for Influenza Like Illness (+Fever).

(Source: Health Monitoring Systems, EpiCenter, Hospital and Stat Care Patient Registration Surveillance System)

- ◆ ED and Stat Care visits for ILI + Fever for MMWR week 11 show an increase from the previous down trend, and is still above the multi-year average.



* All data presented in this weekly report are preliminary and may change as additional information is received.

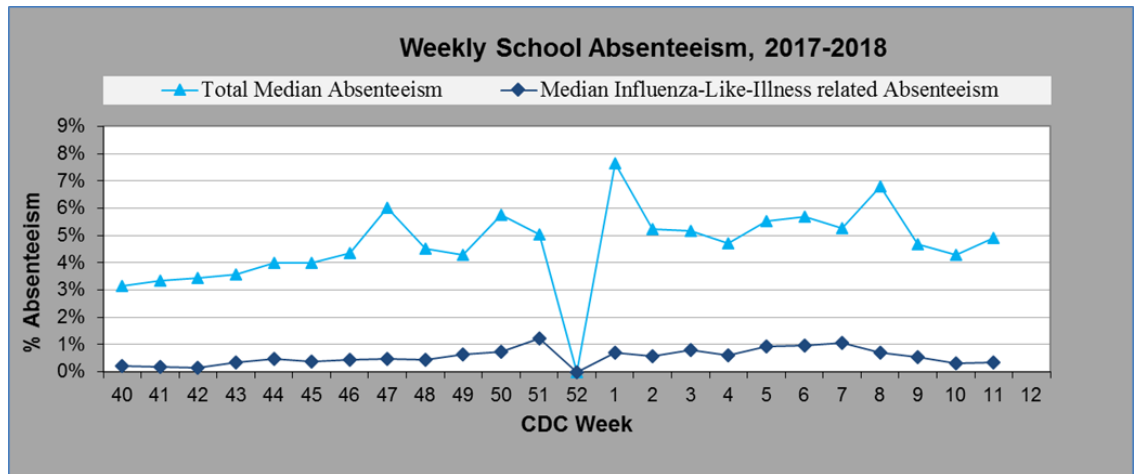
* Multiyear averages included in this weekly report do not include the 2009/2010 H1N1 season.

➤ If you have any questions please contact Avi Joseph at 330.493.9914 or josepha@starkhealth.org or Amanda Archer at 330.489.3327 or aarcher@cantonhealth.org

Graph 5: Stark County School Absenteeism.

(Source: Voluntary reporting by multiple school districts throughout the county)

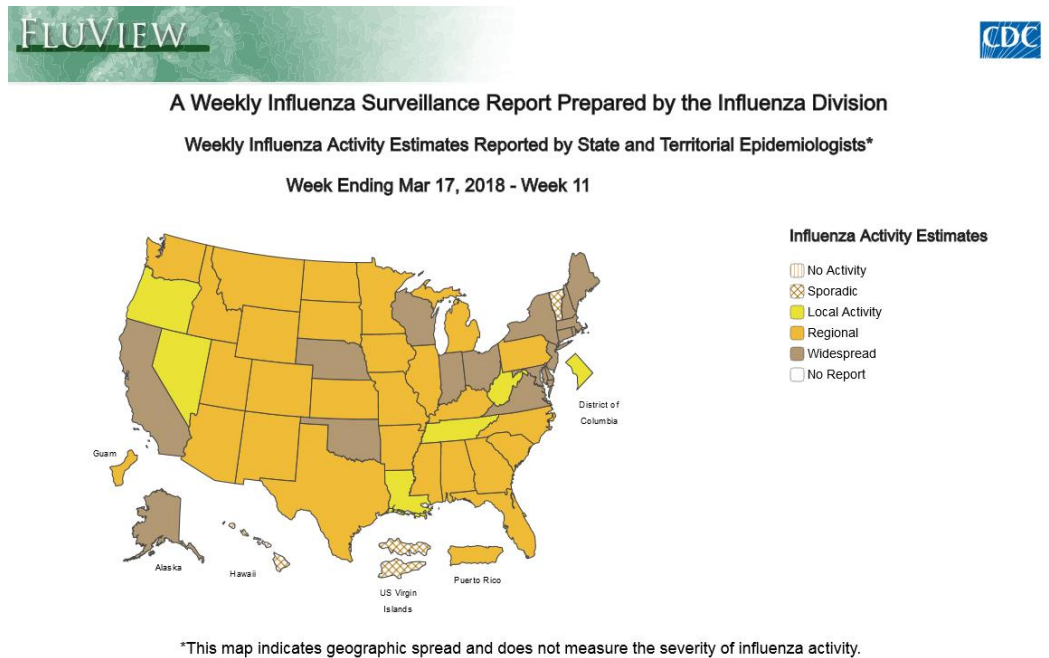
◆ During week 11, there were 50 school absenteeism reports submitted. Of those, the total median absenteeism increased slightly. Those absent specifically with influenza-like-illness continues to decrease and remain below 1%.



Map: Weekly Geographic Influenza Activity Estimates Reported by State and Territorial Epidemiologists Syndromes.

(Source: Health Monitoring Systems, EpiCenter, hospital and stat care patient registration surveillance system)

◆ During week 11, Ohio's influenza activity maintained as widespread, along with 16 other states. Regional activity: 26 states
Local activity: 5 states
Sporadic activity: 2 state



Alliance City Health
Department
cityofalliance.com/health



Promoting and Protecting Health Since 1849
Canton City Health
Department
cantonhealth.org



Massillon City Health
Department
massillonohio.com/health



Stark County Health
Department
starkhealth.org

* All data presented in this weekly report are preliminary and may change as additional information is received.

* Multiyear averages included in this weekly report do not include the 2009/2010 H1N1 season.

➤ If you have any questions please contact Avi Joseph at 330.493.9914 or josepha@starkhealth.org or Amanda Archer at 330.489.3327 or aarcher@cantonhealth.org